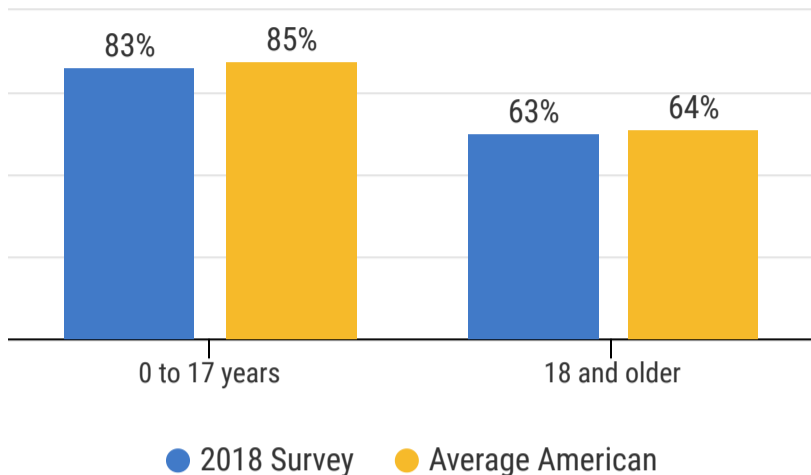


# Autism Society of California's 2018 Survey Results

## Dental Care Indicators for the I/DD Population

### Last Dental Visit

How Long Since Last Dental Visit



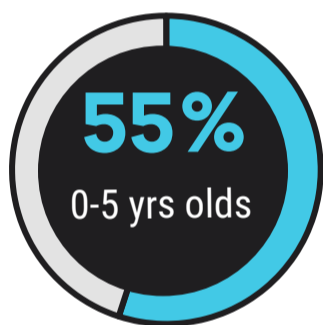
Average American Statistics come from the National Center for Health Statistics  
 CDC Oral and Dental Health - <https://www.cdc.gov/nchs/fastats/dental.htm>

### Reasons Why You Haven't Visited Dentist in Last 12 Months

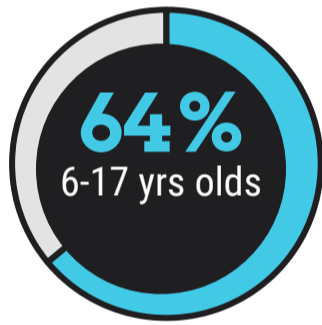
1. Don't have or cannot find a dentist who knows how to work with special needs (34%).
2. Fear of the dentist and/ or past bad experience (30%).
3. Do not have pain or other dental problems that needed care (20%).
4. The behaviors to get them out of the house and to the dentist chair too severe (17%).
5. High cost and/ or no insurance (13%).

204 survey participants

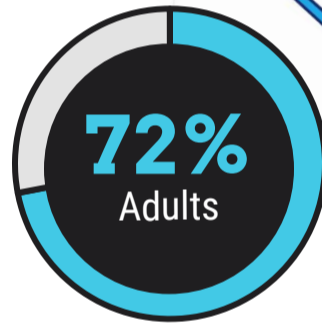
### The individual usually brushes their teeth twice a day either with assistance or by themselves



118 survey participants

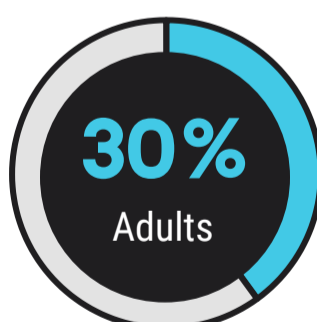
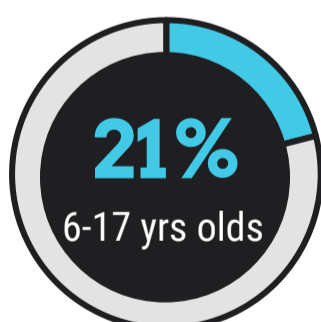
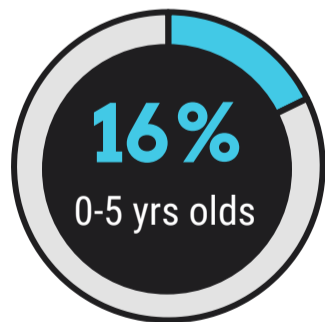


523 survey participants



382 survey participants

### The individual usually flosses once a day with assistance or by themselves



386 survey participants

### Usually Needs Assistance with Teeth Cleaning/Flossing

